

TECHNICAL RIDER

Backline Requirements, Stage Plot, Channel List, Mix Notes

skipper's alley

BACKLINE REQUIREMENTS

Seating

3 x Chairs (no arm rests)

Mic Stands

2 x Tall Boom Mic Stands

4 x Short Boom Mic Stands

Mics

3 x SM58s

2 x SM57s

1 x Condenser Mic (Ch. 1)

1 x Low-End Mic (Ch. 2)

Monitors


7 x Monitor Mixes

DI

3 x DI Boxes

Power

3 x Power Outlets

The logo for "skipper's alley" is displayed in a teal, monospace-style font. The text is centered within a black rectangular background, which is itself enclosed in a white border. The entire logo is set against a light gray drop shadow on a white background.

skipper's alley

PIPES, TIN WHISTLE
(SEATED)
Ch. 1, 2

1 MONITOR MIX

FIDDLE, VIOLA
(STANDING)
Ch. 3

1 MONITOR MIX

BANJO, MANDOLIN
(STANDING)
Ch. 4, 5

1 MONITOR MIX

BODHRÁN, BOUZOUKI
(SEATED)
Ch. 7,8

1 MONITOR MIX

GUITAR, FLUTE,
TIN WHISTLE
(STANDING)
Ch. 9, 10

1 MONITOR MIX

HARP
(SEATED)
Ch.11

1 MONITOR MIX

VOCALS
(STANDING)
Ch. 9

1 MONITOR MIX

AUDIENCE

skipper's alley

POS	CHNL	INPUT	P/U MIC	PROVIDED BY BAND	PWR/STAND
	1	Pipes (Chanter), Whistle	Condenser or SM57	X	Short Boom
	2	Pipes (Drones)	Low-End Mic or SM58	X	Short Boom
	3	Fiddle	DPA Clip-On	✓	Plug Socket Needed
	4	Banjo	1. Fishman P/U 2. DI	✓ X	Plug Socket Needed
	5	Mandolin/Whistle	SM57	X	Short Boom
	6	Vocals (Front/Centre)	SM58	X	Tall Boom
	7	Bouzouki	1. K & K P/U 2. DI	✓ X	Plug Socket Needed
	8	Bodhrán	Audix D4	✓	Short Boom
	9	Whistles/Flute	SM 58	X	Tall Boom
	10	Guitar	1. LR Baggs P/U 2. DI	✓ X	Plug Socket Needed
	11	Harp	DPA 4060 (Phantom Powered)	✓	


skipper's alley

MONITOR MIX NOTES

- Begin with a GENERAL MIX IN ALL MONITORS (a little bit of everything in each wedge), then take individual requests after line check
- Uilleann Pipe DRONES must have a bottom heavy sound and be LOUD in all monitors
- NOTE: the Harp mic (ch. 11) is very sensitive and prone to feedback if too hot

FRONT OF HOUSE MIX NOTES

- The ACCOMPANIMENT instruments (Pipes Drones, Guitar, Bodhrán, Bouzouki, Harp) should have plenty of low-end and have a full, beefy sound
- The MELODY instruments (Pipes Chanter, Fiddle, Banjo, Mandolin, Tin Whistles, Flute) should have plenty of high-end and have a shrill, visceral sound
- Keep reverb to a minimum to help glue the instruments together, rather than as an additional element. Use primarily for the Centre Vocal, and when appropriate for the quieter pieces

The logo for "skipper's alley" is displayed in a white rectangular box with a thin black border. The text "skipper's alley" is written in a teal, monospaced, typewriter-style font against a black background.

skipper's alley

HOSPITALITY RIDER

Lodgings, Dining

skipper's alley

LODGINGS

Beds

We are six persons in total, with one couple. We require 5 beds, 1 Double for two persons and 4 Singles.

Hotel Rooms

In a hotel where two is the maximum per room, we ask for 1 Double Room and 2 Twin Rooms.

Sharing

We are happy to share rooms if the accommodation allows three to a room. We are also happy to share an apartment/cottage/B&B together with the correct number of beds.

DINING

Dinner


A hot supper. We take an interest in local cuisine.

Dressing Room

Fresh fruit (bananas, grapes), nuts and bottles of still water. A selection of towels is also much appreciated.

Dietary

One member prefers not to eat - though is not allergic to - wheat products such as bread, pasta, pizza etc. When the above is being served, opt for rice or potatoes.

The logo for 'skipper's alley' is displayed in a white rectangular box with a thin black border. The text 'skipper's alley' is written in a teal, monospace-style font on a black background.

skipper's alley